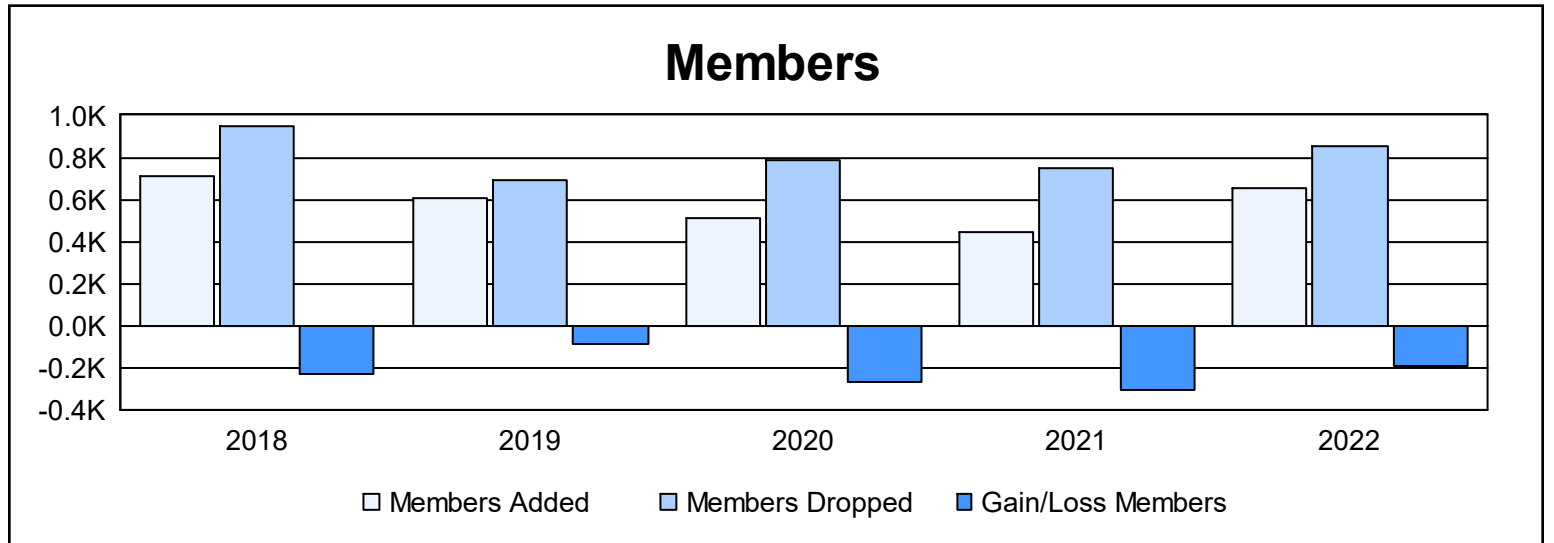
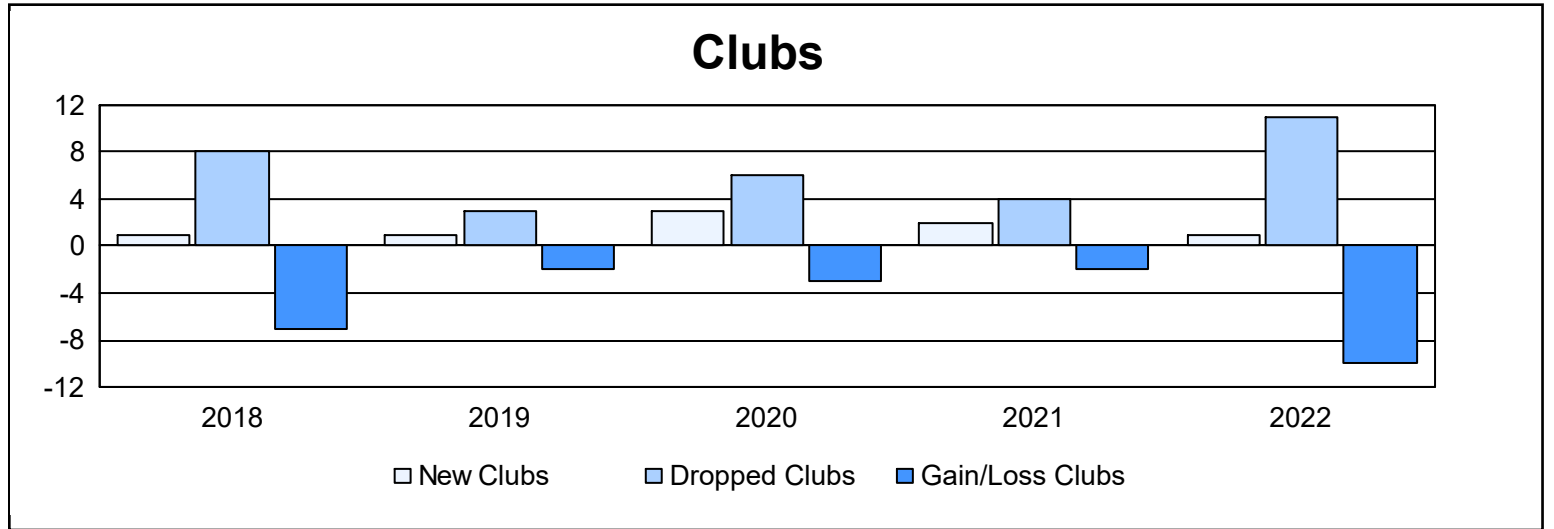


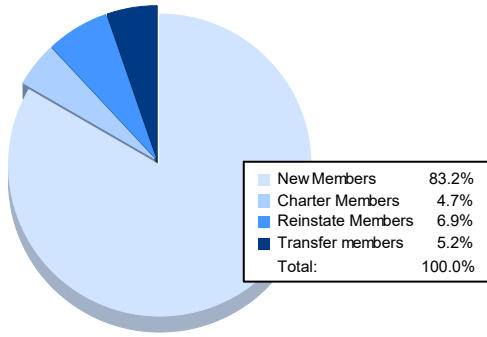
Multiple District 22

As of June 2022 Cumulative

Year	New Clubs	Dropped Clubs	Gain/ Loss Clubs	New Members	Charter Members	Reinstate Members	Transfer Members	Total Member Added	Total Members Dropped	Gain/ Loss Members
2017-2018	1	8	-7	598	51	15	47	711	946	-235
2018-2019	1	3	-2	514	27	30	37	608	695	-87
2019-2020	3	6	-3	359	87	20	49	515	783	-268
2020-2021	2	4	-2	288	92	33	27	440	746	-306
2021-2022	1	11	-10	546	31	45	34	656	851	-195
Average	2	6	-5	461	58	29	39	586	804	-218



Membership Composition June 2022 Cumulative



Gender Composition June 2022 Cumulative

